

# MaxMotion

## PERFORMANCE DATA SHEET

Meets or exceeds MEPS (Minimum Efficiency Performance Standards), as described by the US Department of Energy in docket 10CFR431 and Natural Resources Canada's Amendment 14

Catalogue #: **MPR-126CW**

HP	kW	Voltage	S.F. @ 60Hz	EFF.	P.F.	Frame	Design	L.R. Amps
0,5	0,37	575	1,15	68,0%	0,530	56HC	B	8

60 Hz								
FLA							Code	F.L. RPM
208	230	416	460	480	575	600		
/	/	/	/	/	1,04	/	L	1160

50 Hz								
HP	kW	FLA		S.F. @ 50Hz	Efficiency	P.F.	Code	F.L. RPM
		190	380					
/	-	/	/	/	/	/	/	/

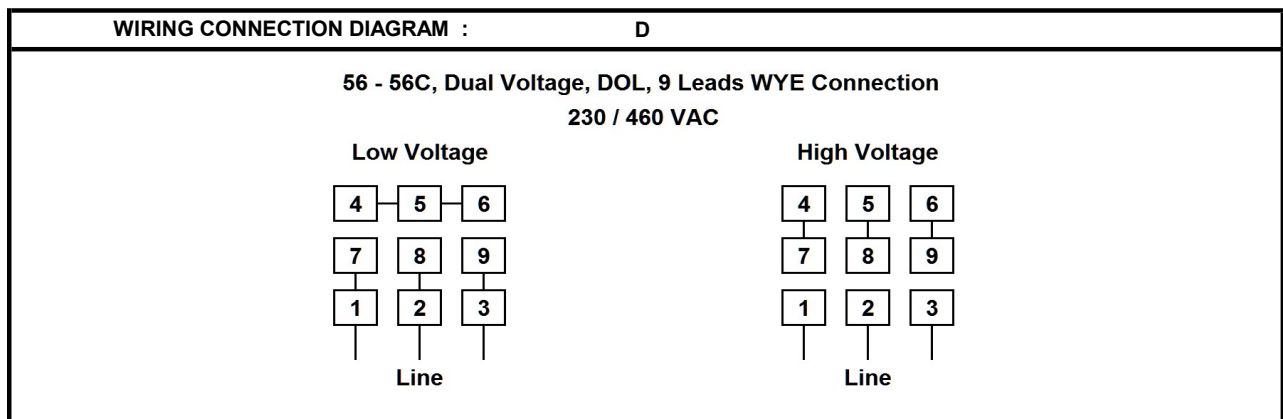
Wgt. Lbs	PH	Duty	Insul. Class	Amb.	Elevation	Temp. Rise° C
25	3	Cont.	F	40°C	1000M (3300 Ft)	52

% Efficiency		% Power Factor		Torque		Winding Resist. Ω	Safe Cold Start (Secs)
Full Load:	68,0%	Full Load:	0,53	Full Load Ft/Lbs	2,3		
3/4 Load:	62,6%	3/4 Load:	0,49	Locked Rotor %	260	/	12
1/2 Load:	49,3%	1/2 Load:	0,45	Break Down %	270		

Rotor Inertia Wk2 Lb-Ft2	Max Load Inertia Wk2 Lb-Ft2	Shaft Material	Frame Material	DE Bracket Type	ODE Bracket Type	Enclosure	NEMA Rating	Lead Wire Size
/	/	Steel	Rolled Steel	Aluminium Alloy		TEFC	IP55	16AWG

Ball Bearings		Grease	Mount Type	Orientation	Paint	Sound Pressure @ 3FT	Sound Power
DE	ODE						
6205	6203	Sealed Bearings	Rigid	Horizontal	Black	/	/

Inverter Duty. Motor meets MG1 parts 31.4.4.2	Constant Torque Range	Variable Torque Range	Constant HP RPM
	10:1	20:1	1800



Date: 2023-12-21  
 Customer: \_\_\_\_\_  
 Contact: \_\_\_\_\_  
 Submittee: J.C. Lavallée

Catalogue #: **MPR-126CW**

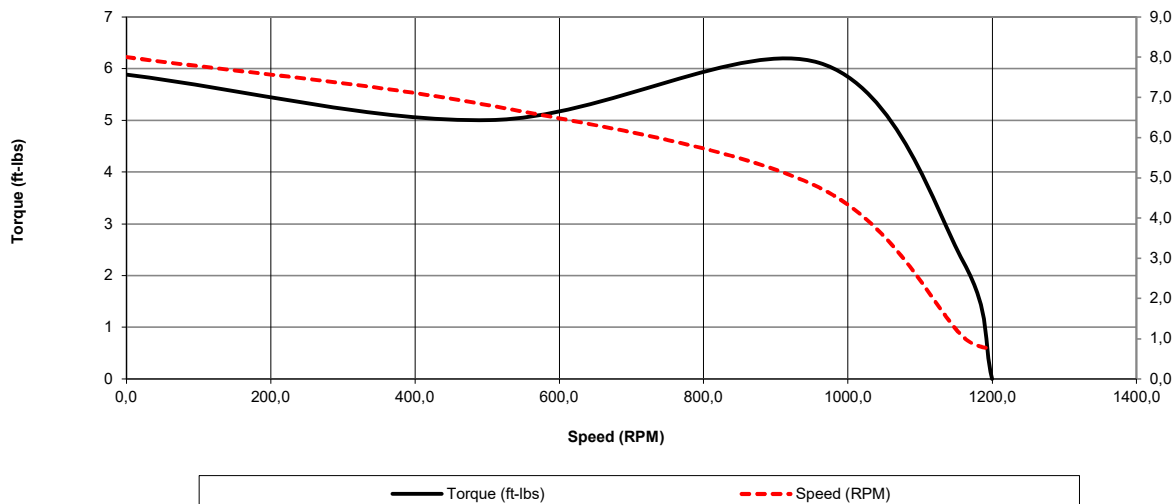
Meets or exceeds MEPS (Minimum Efficiency Performance Standards), as described by the US Department of Energy in docket 10CFR431 and Natural Resources Canada's Amendment 14

HP	VAC	RPM	Enclosure	Frame	Frequency	Design	Poles	LR Code Letter	Insulation Class	Temp. Rise °C
0,5	575	1160	TEFC	56HC	60	B	6	L	F	52

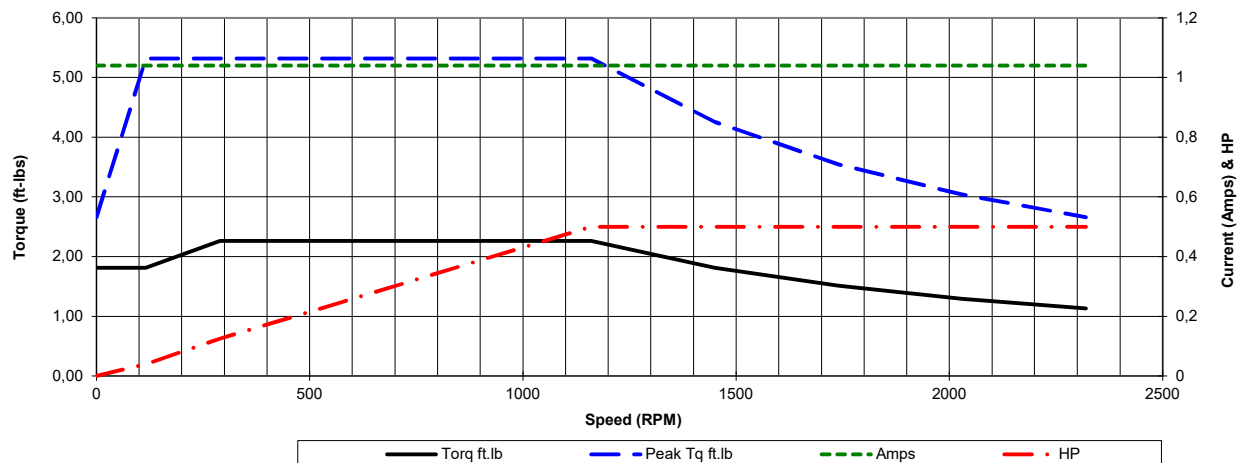
	0Hz	6Hz	15Hz	30Hz	45Hz	60Hz	75Hz	90Hz	105Hz	120Hz
Amps	1,04	1,04	1,04	1,04	1,04	1,04	1,04	1,04	1,04	1,04
RPM	0	116	290	580	870	1160	1450	1740	2030	2320
Torq ft.lb	1,81	1,81	2,26	2,26	2,26	2,26	1,81	1,51	1,29	1,13
Peak Tq ft.lb	2,66	5,32	5,32	5,32	5,32	5,32	4,26	3,55	3,04	2,66
HP	0	0,0	0,1	0,3	0,4	0,5	0,5	0,5	0,5	0,5

	Locked Rotor	Pull-Up	Breakdown	Rated Load	Idle	Duty	S. F.	Ambient	Elevation	dBA @ 1M
Speed (RPM)	0,0	504	960	1160	1200	Continuous	1,15	40°C	3,300 ft	/
Current (Amps)	8,0	6,8	4,8	1,0	0,7	VFD Rating: Meets MG1 parts 31.4.4.2				
Torque (ft.-lbs)	5,9	5,0	6,1	2,3	0,0	C.T.	10:1	V.T.	20:1	

Motor Speed Data



Motor Torque Capability vs RPM





Date: 2023-12-21  
Customer: \_\_\_\_\_  
Contact: \_\_\_\_\_  
Submittee: J.C. Lavallée

Catalogue #: MPR-126CW

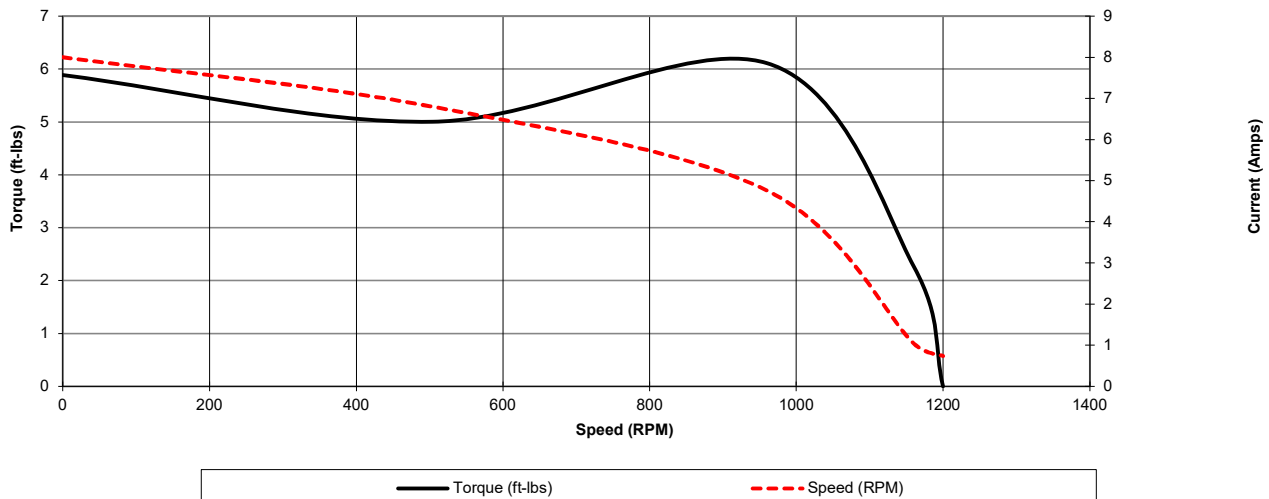
Meets or exceeds MEPS (Minimum Efficiency Performance Standards), as described by the US Department of Energy in docket 10CFR431 and Natural Resources Canada's Amendment 14

HP	VAC	RPM	Enclosure	Frame	Frequency	Design	Poles	LR Code Letter	Insulation Class	Temp. Rise °C
0,5	575	1160	TEFC	56HC	60	B	6	L	F	52

Load %	0%	25%	50%	75%	100%	125%	150%
Amps	0,74	0,79	0,84	0,92	1,04	1,30	1,56
Torq ft/lbs	0	0,55	1,11	1,68	2,26	2,85	3,46
RPM	0	1190	1180	1170	1160	1150	1140
Eff	0	28,21	49,34	62,64	68,00	66,62	64,71
PF	0	42,0	45	49	53,0	54,1	55,7

	Locked Rotor	Pull-Up	Breakdown	Rated Load	Idle	Duty	S. F.	Ambient	Elevation	dBA @ 1M
Speed (RPM)	0	504	960	1160	1200	Continuous	1,15	40°C	3,300 ft	/
Current (Amps)	8	6,8	4,8	1,04	0,7384	VFD Rating: Meets MG1 parts 31.4.4.2				
Torque (ft-lbs)	5,89	5,00	6,11	2,26	0,0	C.T.	10:1	V.T.	20:1	

Motor Speed Data



Motor Load Data

